





竹取物語

若竹と かす"や姫

材料

<u>若竹</u>	竿	2.5% x 21%	1枚	友禪紙
	"	2.0% x 21%	1枚	"
	枝	8.5% 長さ	2本	ハマナカ エコクラフト 緑色
	竹節	幅 2.8% x 長さ 1.8%	3枚	春青両面染 金緑
	"	2.3% x 1.5%	4枚	"
	月 (円)	直径 3.5%	1枚	板締 x 和紙
	竹の葉	5% = 等辺三角形	3枚	"
	"	6% "	3枚	"

かす"や姫

	着物	16% 正方形	1枚	友禪紙
	" 裾	7.5% "	2枚	"
	" 袴	7.5% "	1枚	"
	頭 (黒色)	5.0% "	2枚	楕圓紙
	顔 (白色)	1.5% x 5%	1枚	"
	衿 (3色)	若 <sup>2</sup> 2.0% x 7.5%	3枚	白、ピンク 赤色 楕圓紙 金砂子
	袖口 (4)	2.0% x 13%	3枚	金
	台	1.8% x 10%	1枚	友禪紙
	大色 <sup>2</sup>	貝型扇面	外28" 内20"	

平成 17. 3. 21. (木)




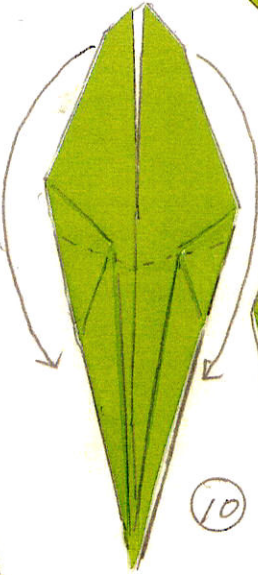
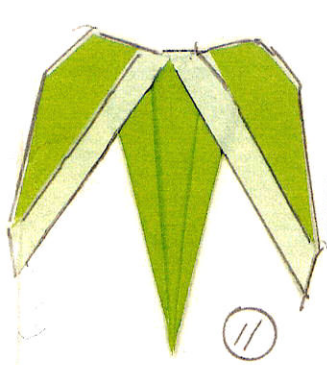

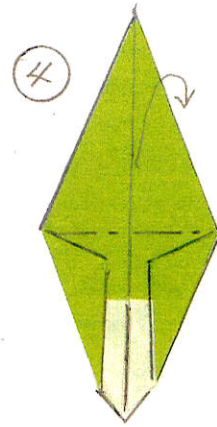
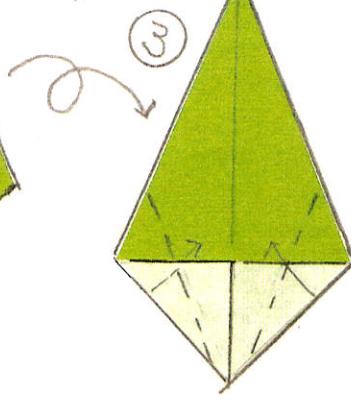
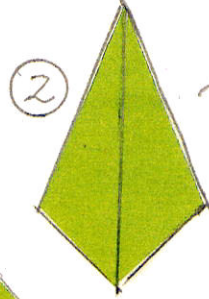

田中静子



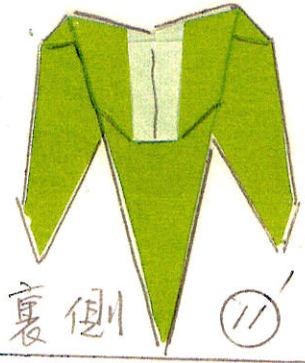
竹の葉

5cm. 6cm. = 等辺三角形

KK




出来上




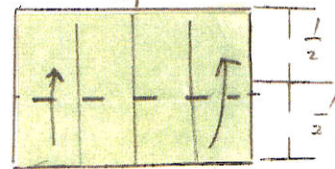

裏側

板 長さ 8.5cm



竹 2cm, 2.5cm 観音折

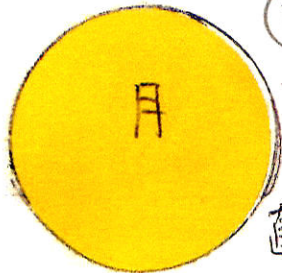
節 ①




1

2

3



直径 3.5cm



1

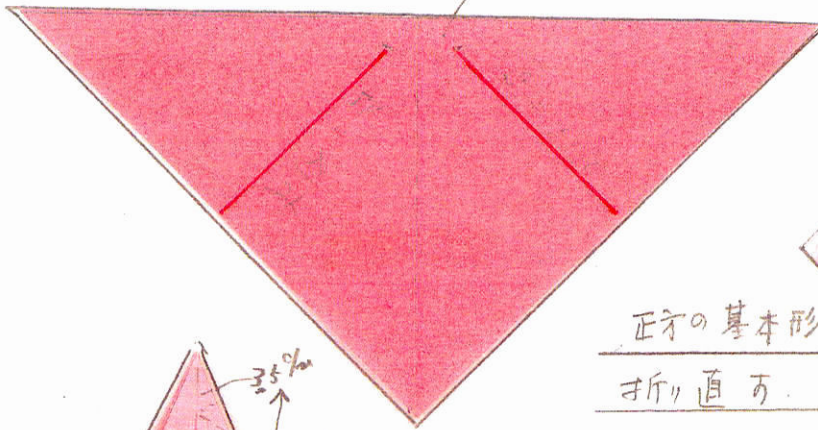
(\*) 竹の節を乗せ折る



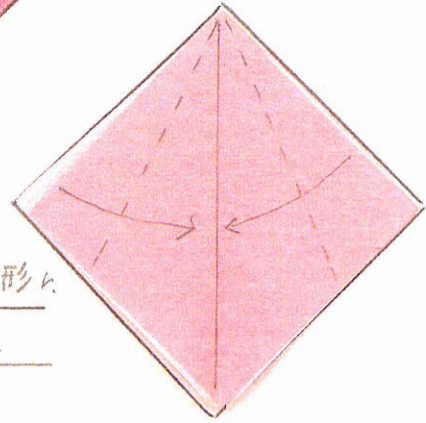
(女) 身頃 16 1/4m 正方形

3

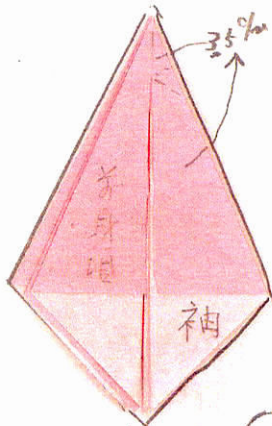
1



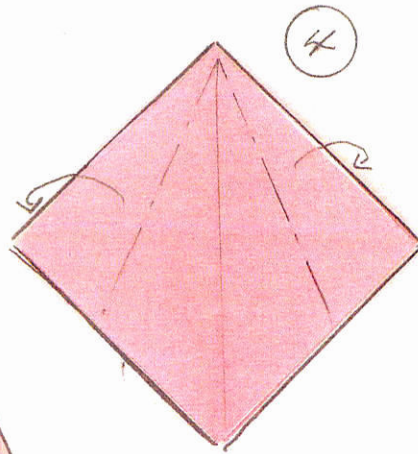
2



正方の基本形の  
折り直り

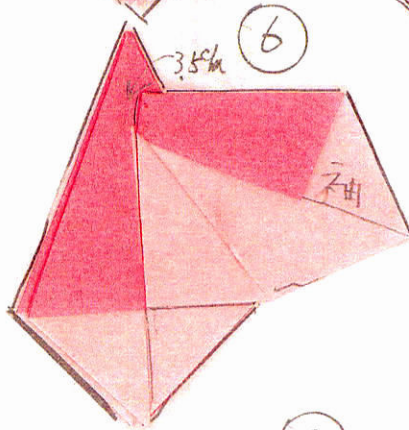
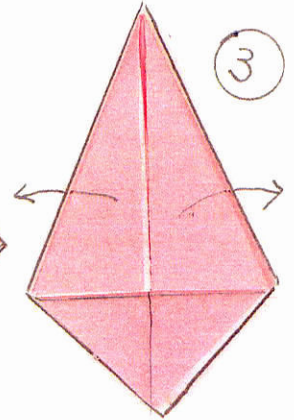


5




4

3

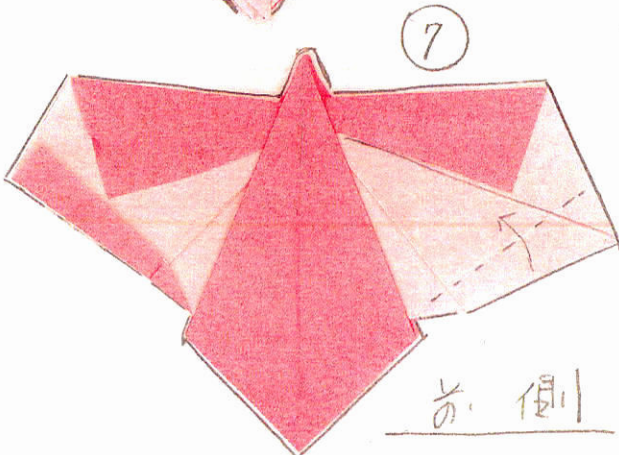


6

7



後側

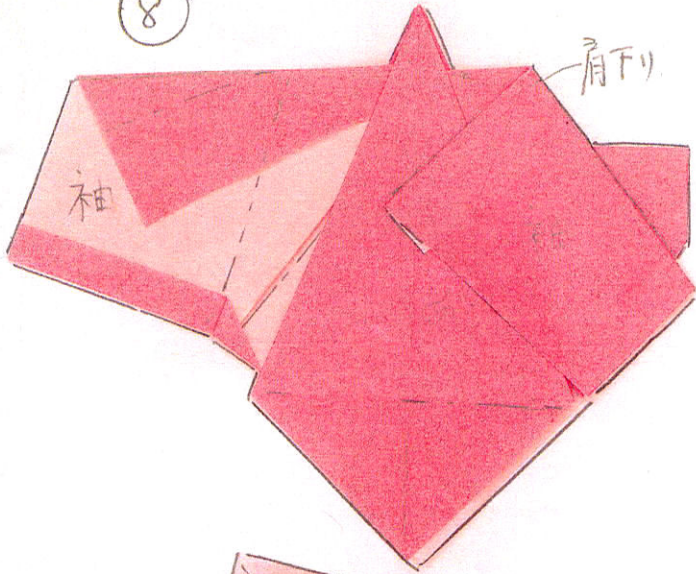


前側

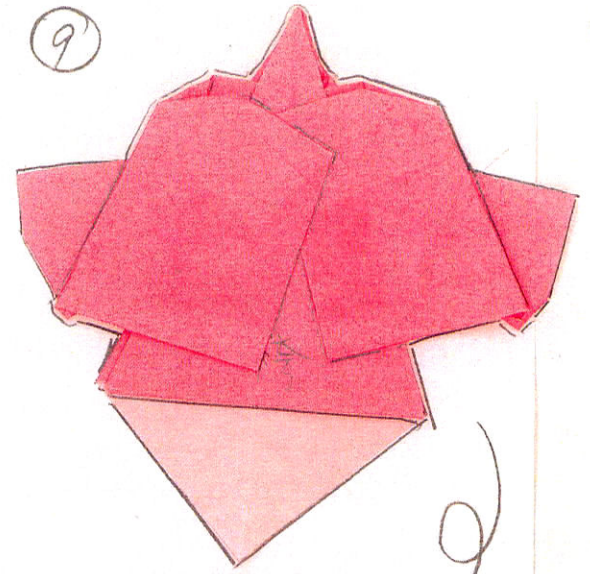
平成 17. 3. 29 (火)

田中静子


8



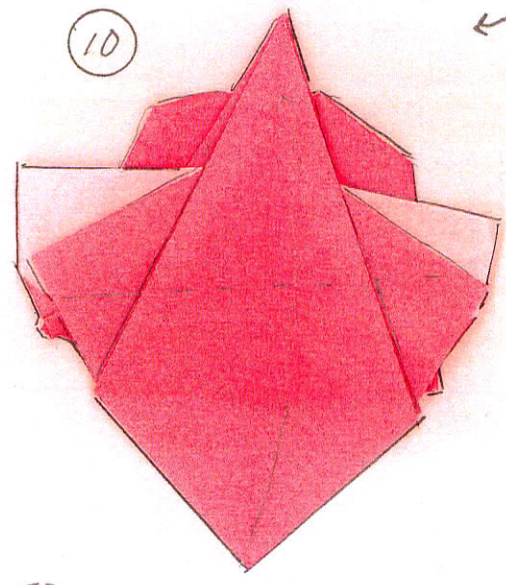
9



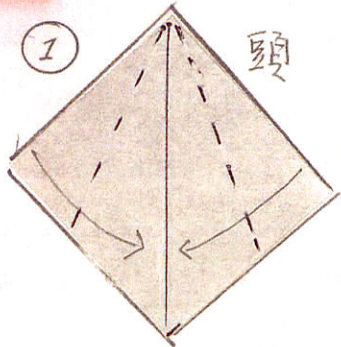
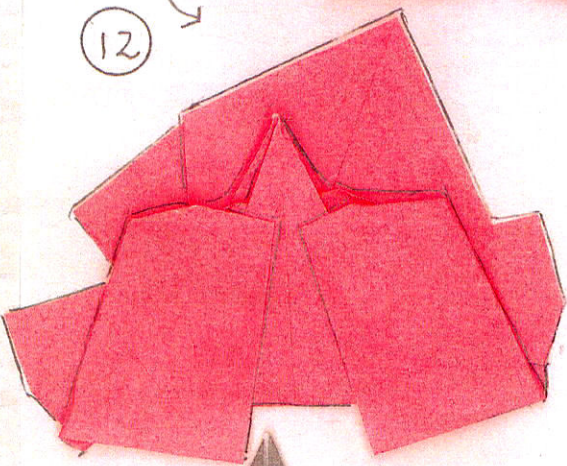
11



10

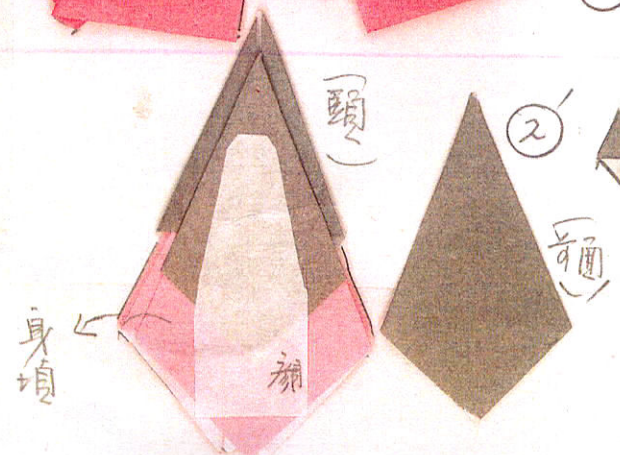
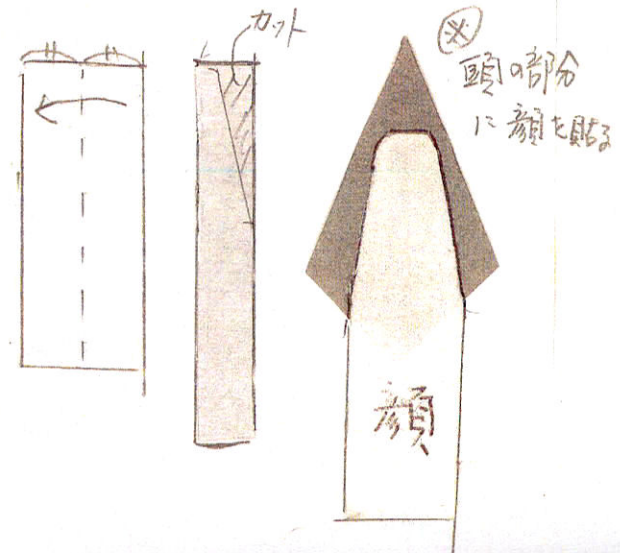
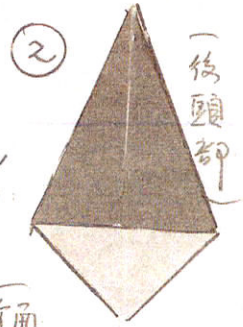


12


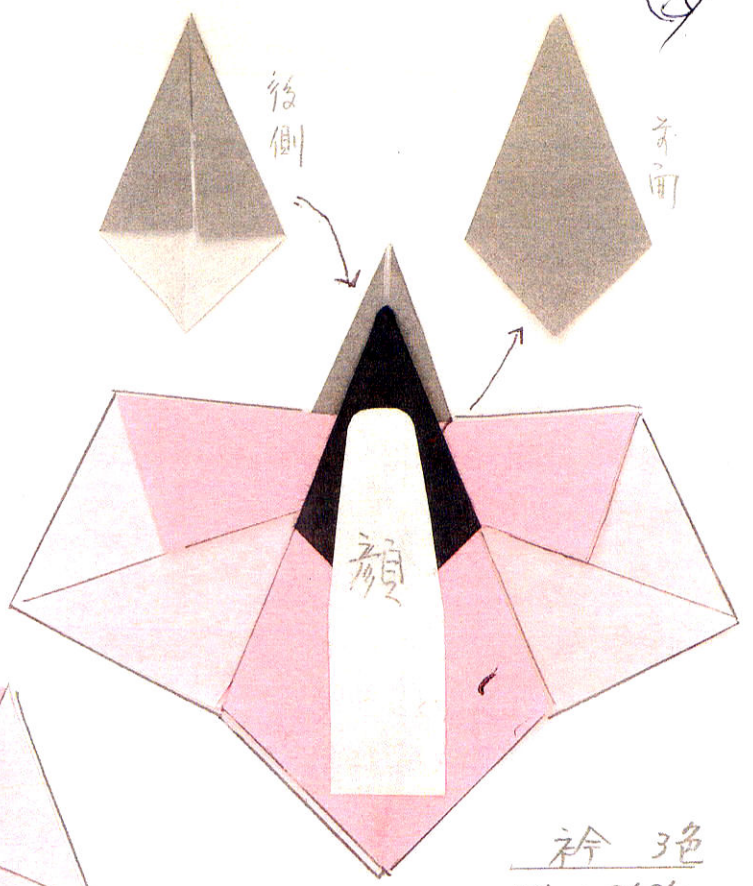
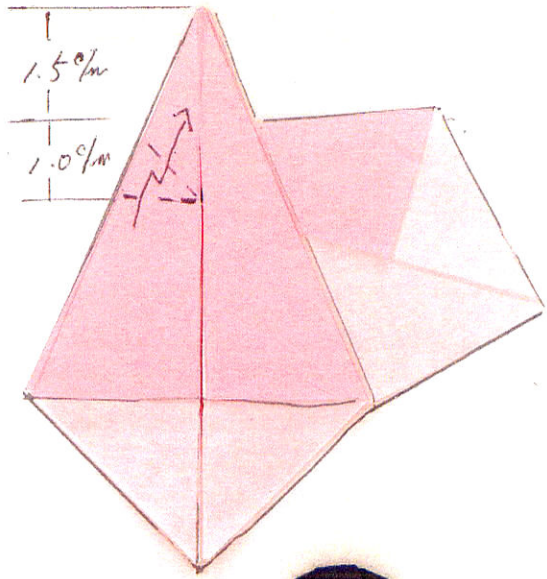


頭 3cm 正方形 2枚




顔 1.5cm x 5.5cm (1枚)



Q

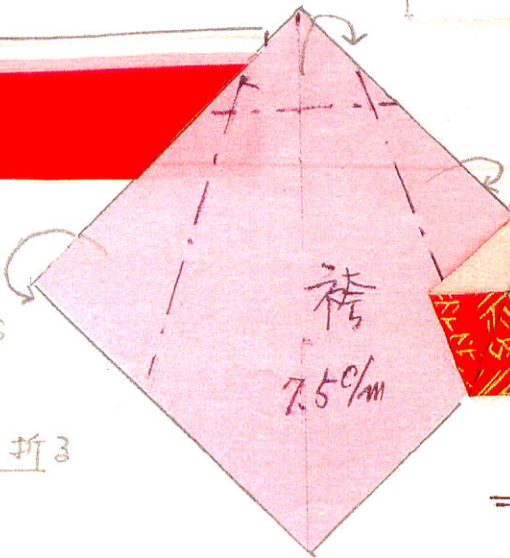


衿 3色  
2cm x 7.5cm



頭  
衿

※ 白+ピンク+赤  
広げて 貼りながら  
衿を作る  
その上に 袴を折る

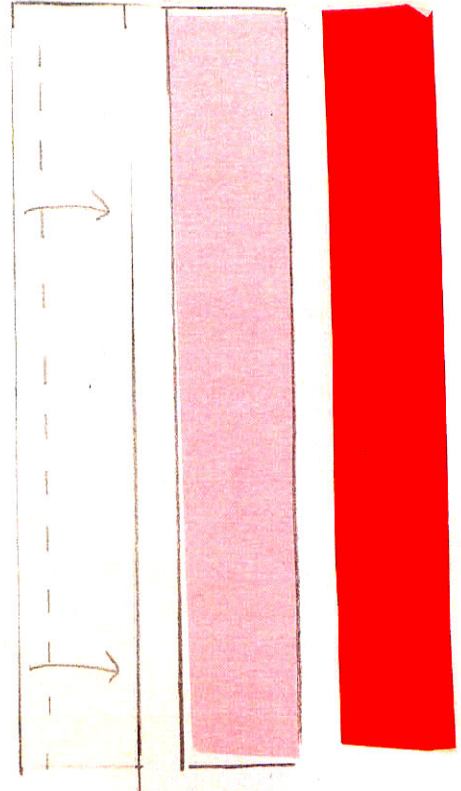


袴 7.5cm 正方形

29cm x 13.0cm (3色)

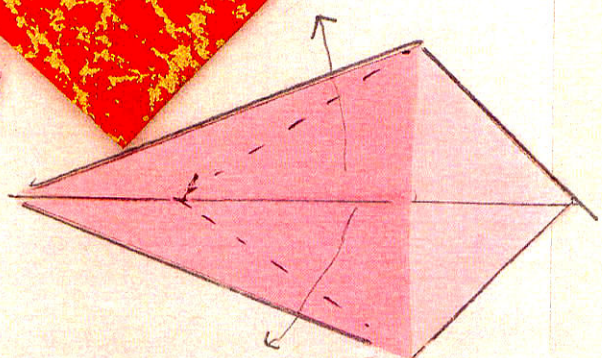


袖口紙

0.5cm




白色の紙の2x 5cm折り回す

ヒコク. 赤黄色の儘の2cm折り回す



かた紙



7.5cm 正方形 (2枚)